




GIANT[®]
BY TOBROCO



COMPACT DESIGN
BIG IN PERFORMANCE

G1500



STRONG PROPERTIES

1. WORKING COMFORTABLY

A comfortable and spacious working environment.

2. WORK SAFELY

The cabin and (foldable) safetyroof are internationally ROPS/ FOPS certified.

3. SERVICE

Daily checks and maintenance to the G1500 models can be carried out quickly and in a safe manner because service points are easily accessible.

4. POWERFUL PERFORMANCE

A new 4 cylinder, Kubota, engine without DOC and DPF system ensures enough power.

5. COMPACT DESIGN

The compact dimensions of the G1500 ensure that the machines can operate in small spaces.

6. MANOEUVRABILITY AND STABILITY

The articulated pendulum joint provides manoeuvrability and stability.

7. PRODUCTIVITY

The 4, heavy, wheel engines and electrically switchable differential lock ensure maximum grip and a lot of pulling force.

8. HYDRAULICS

Standard equipped with a double acting hydraulic function on lifting arm (mechanical) than can easily be expended with extra hydraulic functions and an electrically switchable tandem pump.

9. SPEED

0-12 km/h (0-19 km/h or HD-propulsion are optional)


10. CHOOSE THE MACHINE FOR YOUR WORK

Depending on your work you choose a standard or X-TRA version with the correct options.

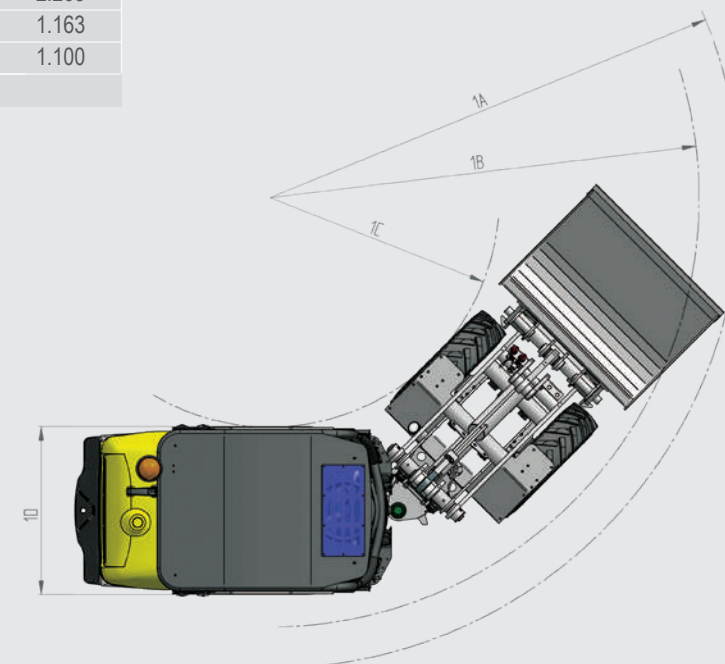
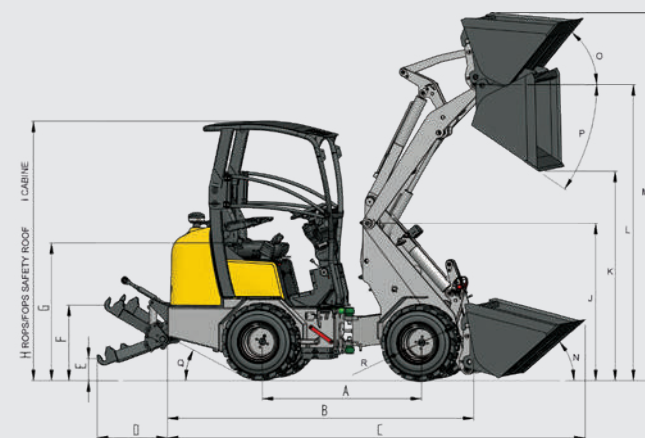
TECHNICAL DATA		
TYPE	G1500	G1500 X-TRA
Service weight ¹	1.480 kg	1.525 kg
Lifting capacity	1.100 kg	1.400 kg
Tipping load ²	1.040 kg	1.500 kg
DIMENSIONS AND SPEED		
Lifting height ²	2.558 mm	2.067 mm
Length without bucket	2.669 mm	2.718 mm
Machine height ³	2.230 mm	2.230 mm
Width on standard tyres	890 mm	1.100 mm
Standard tyres	7.00x12 AS	26x12.00-12 AS
Travel speed	0-12 km/h (0-19 km/h or HD-driving mechanism is optional)	
MOTOR	Kubota D1105 (STAGE V)	
Cylinders	3	3
Engine power	26 hp / 19 kW	26 hp / 19 kW
Type	Diesel	Diesel
Fuel tank capacity	25 L	21 L
Oil capacity	46 L	46 L
POWERTRAIN		
Type	Hydrostatic 4 wheel drive	
Transmission	Automotive control	
Differential	Electric controlled length differential lock	
Final drive	4 heavy Poclain wheel engines	
Pulling force	9300 N	
Driving hydraulics	84 l/min (300 bar)	84 l/min (350 bar)
Working hydraulics	42 l/min (170 bar)	42 l/min (170 bar)
Parking brake	Hydraulic multidisk brake, electrically activated	
STANDARD MACHINE FEATURES		
GIANT Standard quick change system with hydraulic locking	Std	Std
Double acting valve at the front (mechanical)	Std	Std
Floating position on lifting cylinder(s)	Std	Std
ROPS / FOPS safetyroof incl. safety doors left and right	Std	Std
Luxury seat with safety belt, armrest and extended backrest	Std	Std
Main switch	Std	Std
Towing hook at the back	Std	Std
Working light (halogen) at the front	Std	Std
Cyclone filter	Std	Std
Oil cooler	Std	Std

1 Measured with earthbucket
2 Measured with hinge point in straight position on standard tyres
3 Measured on standard tyres with safety roof

TIPPING LOADS		
	G1500	G1500 X-TRA
S	1.040 kg	1.500 kg
T	799 kg	1.100 kg
U	580 kg	750 kg
V	430 kg	550 kg
W	1.376 kg	1.500 kg
X	833 kg	900 kg
Y	597 kg	650 kg



MEASUREMENTS		Unit	G1500	G1500 X-TRA
A	Wheelbase	mm	1.368	1.419
B	Total length	mm	2.669	2.718
C	Length with bucket	mm	3.360	3.389
D	Length 3 point hitch	mm	622	622
E	3 Point hitch in lowest position	mm	74	74
F	3 Point hitch in highest position	mm	737	737
G	Seat height	mm	1.136	1.136
H	Max. height with safety roof	mm	2.230	2.230
I	Max. height with cabin	mm	2.230	2.230
J	Height front frame	mm	1.550	1.148
K	Max. dumping height	mm	1.827	1.360
L	Lifting height	mm	2.558	2.067
M	Height with bucket	mm	3.138	2.641
N	Rollback angle on the ground	degrees	41	44
O	Rollback angle at max. lift height	degrees	52	55
P	Max. angle for bucket emptying	degrees	44	41
Q	Drive-up angle	degrees	27	27
R	Outer size of tires	ø mm	670	670
1A	Turning radius with bucket	mm	2.257	2.469
1B	Turning radius on outer edge	mm	1.900	2.263
1C	Inner turning radius	mm	1.040	1.163
1D	Width on standard tyres	mm	890	1.100



ONE MACHINE FOR EVERY JOB!

